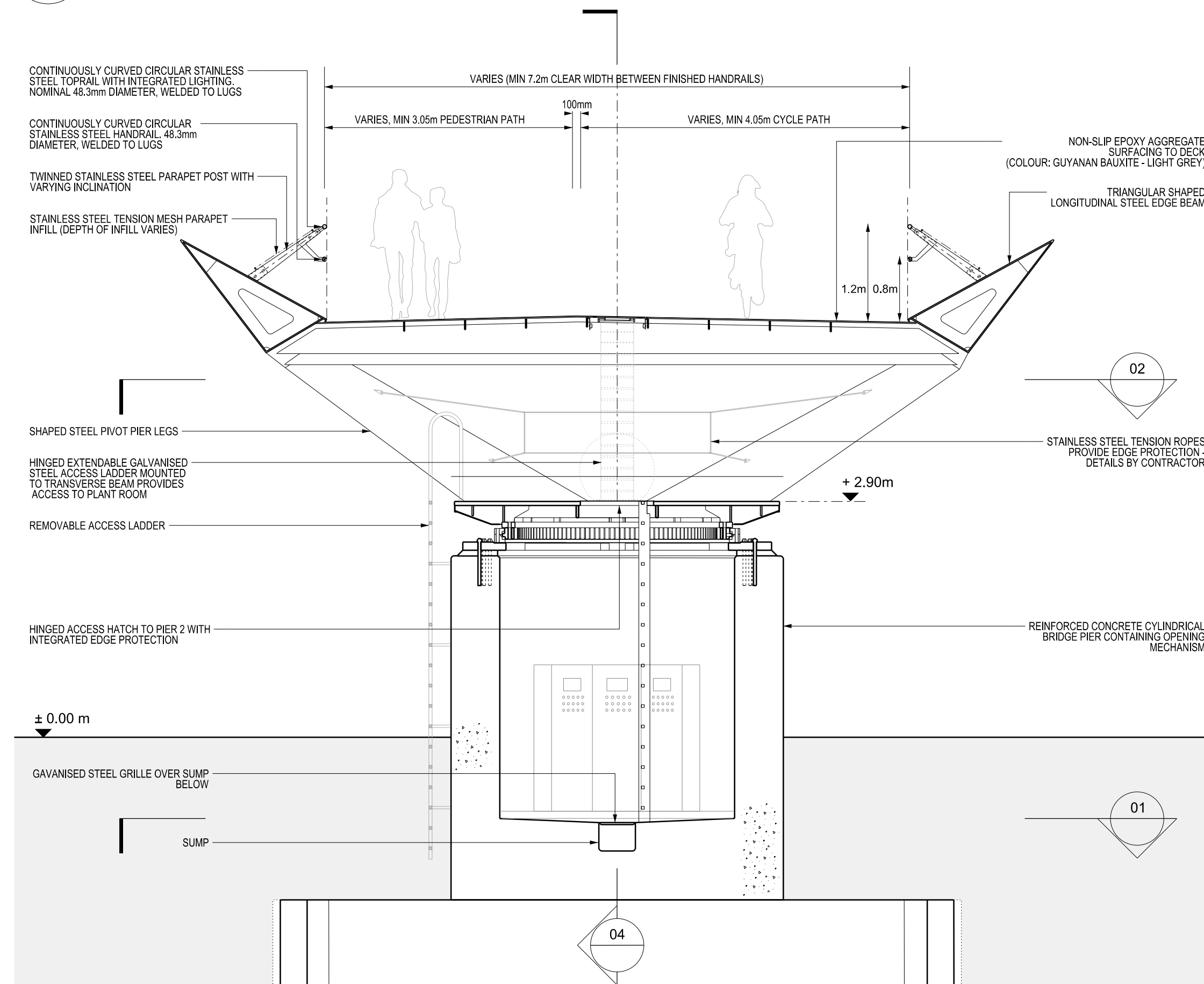
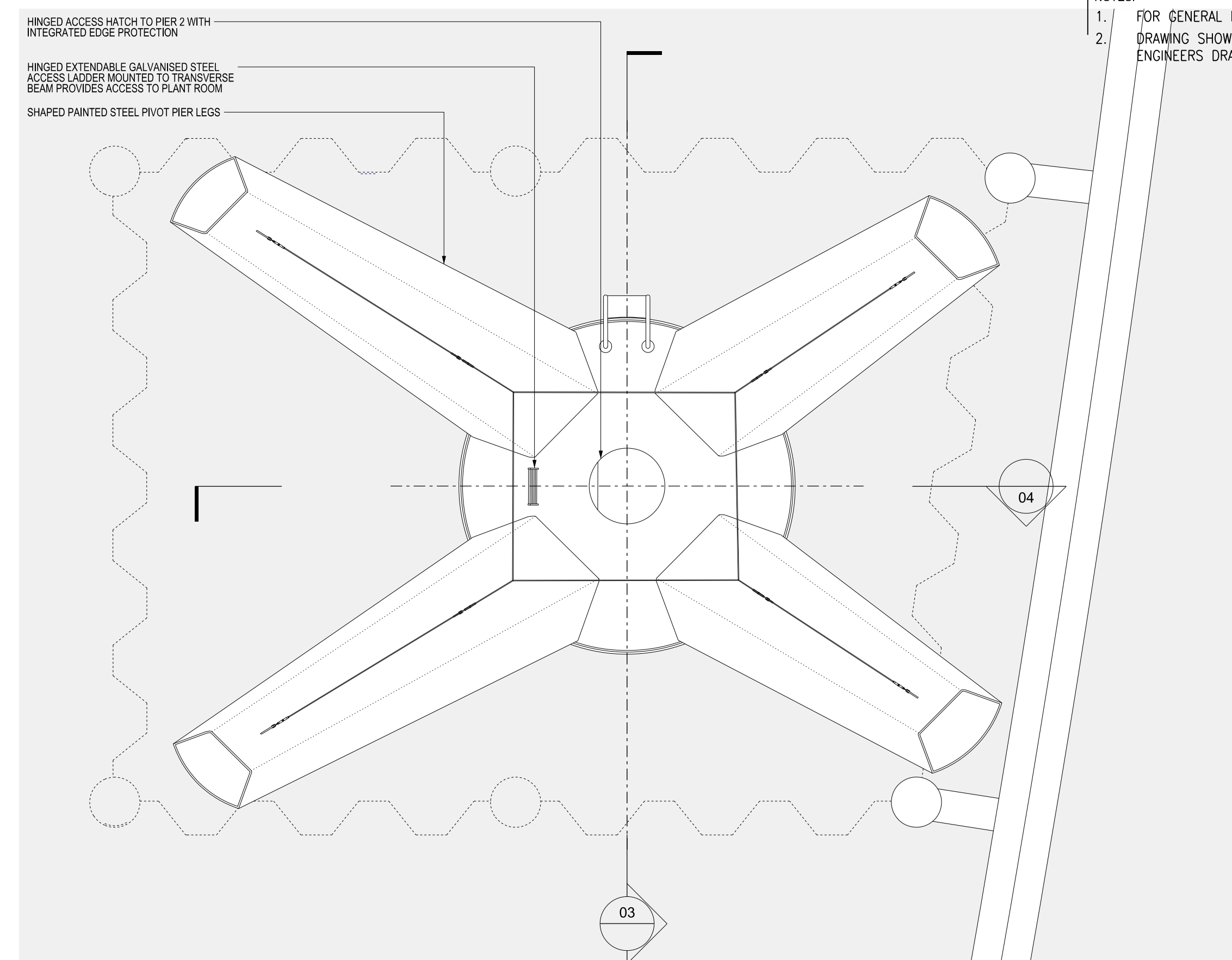


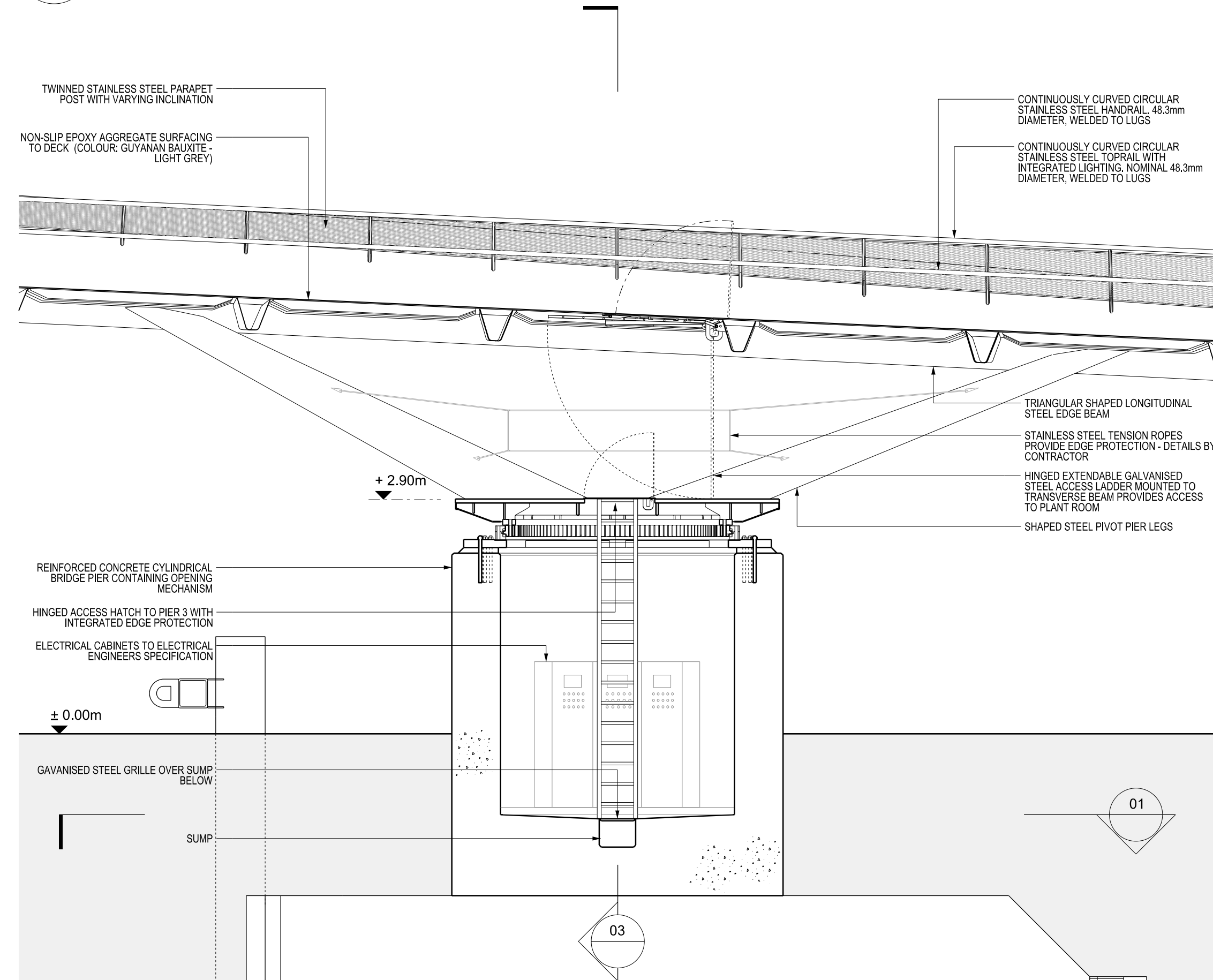
01 WEST PIVOT PIER PLAN AT LEVEL +0.20m
Scale 1:50 @ A1



03 WEST PIVOT PIER CROSS SECTION
Scale 1:50 @ A1



02 WEST PIVOT PIER PLAN AT LEVEL +4.40m
Scale 1:50 @ A1



04 WEST PIVOT PIER LONG SECTION
Scale 1:50 @ A1

NOTES:
1. FOR GENERAL NOTES REFER TO DRG. No. HAP-GEN-1010
2. DRAWING SHOWS ARCHITECTURAL INTENT ONLY. REFER TO ENGINEERS DRAWINGS FOR STRUCTURAL DETAILS

Rev	Description	Date	By	CHK'd	App'd.
F	IFC - GENERAL REVISION	06/12/17	RT	SRo	SEF
Status: CONSTRUCTION					

HEALTH AND SAFETY INFORMATION
FOR GENERAL HEALTH AND SAFETY INFORMATION REFER TO GENERAL NOTES DRAWING NUMBER 033725-DRG-1010.
IN ADDITION TO THE HAZARDS/RISKS NORMALLY ASSOCIATED WITH THE TYPES OF WORK DETAILED ON THIS DRAWING, NOTE THE FOLLOWING:

CONSTRUCTION:

MAINTENANCE/CLEANING/OPERATION:
ACCESS TO PLANT ROOM SHOULD BE IN ACCORDANCE WITH O&M MANUAL WHICH IS TO BE DEVELOPED AT THE DETAIL DESIGN STAGE OF THE PROJECT.

DECOMMISSIONING/DEMOLITION:

Client: **Realdania** | Realdania Byg

Joint Venture: **Mobilis Danmark** | **Hollandia Infra** I/S

Design Team: **BURO HAPOLD ENGINEERING**

WilkinsonEyre
URBAN AGENCY | SPEIRS + MAJOR

Project: **Copenhagen Inner Harbour Bridge at Vester Voldgade**
Title: **WEST PIVOT PIER PLANS AND SECTIONS**
Scale @A1: 1:50
Drawing Number: **WEA-ARC-2041**
Rev: **F**